


# Three-Piece Swing-Out Rack Cabinet


## HWM Series

**Data Communication Infrastructure**


Vented front door included




Center section easily removes for installation.



Tinted acrylic and solid doors also available.



Mounting points for easy mounting of outlet strip.



Generous fan knockouts/cutouts for cooling.

### Application

- The Hammond Wall Mount (HWM) cabinet was designed with the technical professional in mind. Easy to install design. The vented front door and side panels were specifically designed for high capacity servers, switches and power management devices.

### Features

- Available in three (3) depths and four (4) heights.
- Includes vented 65% perforated front door (optional door types available).
- Front door and center section keyed the same.
- EIA compliant adjustable depth mounting rails.
- Includes one (1) pair of tapped (10-32) mounting rails.
- Recommended weight load tested for 275 lbs.
- Center section features:
  - Heavy duty spring-hinge pin for easy installation and removal.
- Side panel that includes two (2) vents and fan grill.

### Rear section features:

- Top and side conduit knock-outs for cable entry.
- Generous cable management lances located on the rear section as well as on mounting rails.
- Mounting points for Outlet Strip (uses HWMPCLIP).
- Heavy duty keyhole for wall mounting.
- Large opening in rear for cable access.

### Construction

- 14-gauge welded rear section; 16-gauge center section and doors.
- Grounding lugs located on top and bottom of the door, center and rear sections.
- Rugged sand-textured black powder paint (reduced fingerprints and marks).

### Accessories


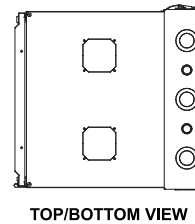
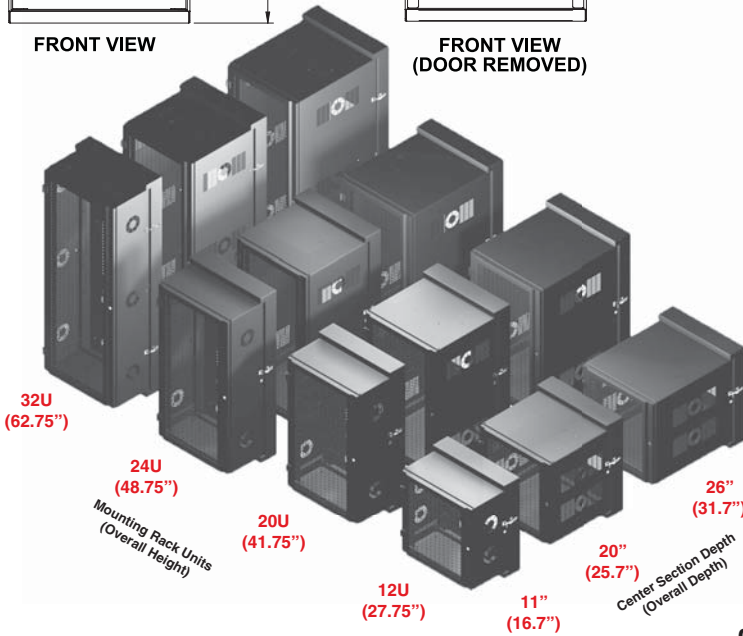
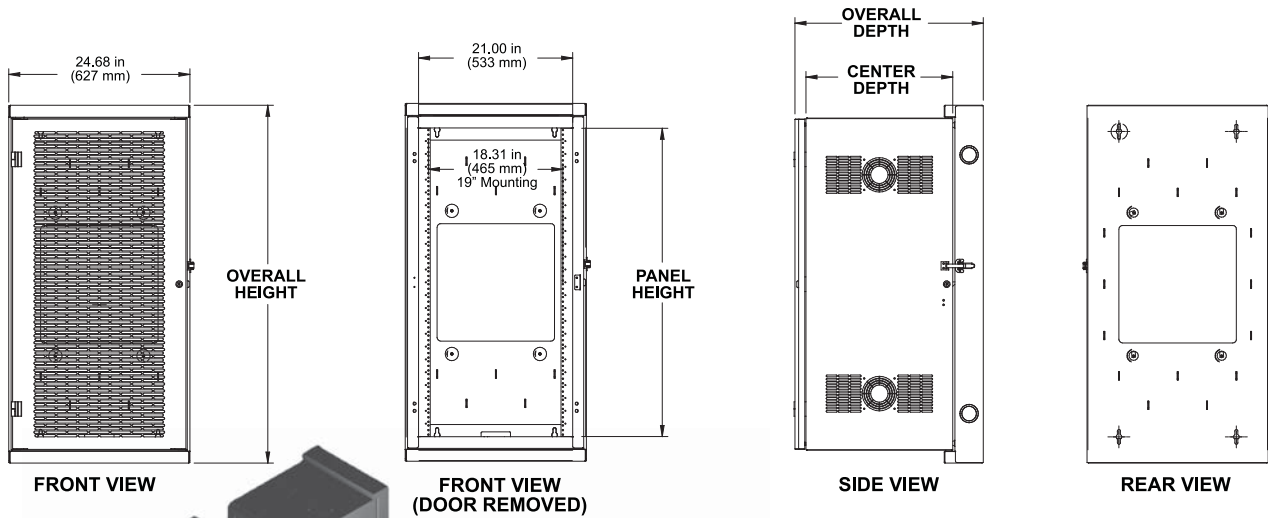
- Additional pair of rails with either 10-32 taps or square holes.
- Tinted acrylic and solid doors.
- Clip for mounting outlet strip (Use with 1585 Series of power strips).
- Lock (front door only) keyed differently for increased security.
- Power Bars...*see page 444*
- Hardware...*see page 432*
- Shelves...*see page 425*
- Panels...*see page 426*
- Cable Managers...*see page 426*

Technical references and CAD downloads available at [www.hammondmfg.com](http://www.hammondmfg.com)

All dimensions in inches unless specified otherwise

# Three-Piece Swing-Out Rack Cabinet

## HWM Series



Data Communication Infrastructure

### Optional Accessories:

Part #	Center Depth (Inches)	Panel Height Inches	Units	Overall Dim. (Inches)	
				Height	Depth
HWM2412U11BK	11	21	12	27.75	16.7
HWM2420U11BK	11	35	20	41.75	16.7
HWM2424U11BK	11	42	24	48.75	16.7
HWM2432U11BK	11	56	32	62.75	16.7
HWM2412U20BK	20	21	12	27.75	25.7
HWM2420U20BK	20	35	20	41.75	25.7
HWM2424U20BK	20	42	24	48.75	25.7
HWM2432U20BK	20	56	32	62.75	25.7
HWM2412U26BK	26	21	12	27.75	31.7
HWM2420U26BK	26	35	20	41.75	31.7
HWM2424U26BK	26	42	24	48.75	31.7
HWM2432U26BK	26	56	32	62.75	31.7

Part #	Description
HWMSD2412UBK	12U Solid Door
HWMSD2420UBK	20U Solid Door
HWMSD2424UBK	24U Solid Door
HWMSD2432UBK	32U Solid Door
HWMPD2412UBK	12U Tinted Acrylic Door
HWMPD2420UBK	20U Tinted Acrylic Door
HWMPD2424UBK	24U Tinted Acrylic Door
HWMPD2432UBK	32U Tinted Acrylic Door
HWMTR12U	12U Tapped 10-32 Rail (Pair)
HWMTR20U	20U Tapped 10-32 Rail (Pair)
HWMTR24U	24U Tapped 10-32 Rail (Pair)
HWMTR32U	32U Tapped 10-32 Rail (Pair)
HWMSR12U	12U Square Hole Rail (Pair)
HWMSR20U	20U Square Hole Rail (Pair)
HWMSR24U	24U Square Hole Rail (Pair)
HWMSR32U	32U Square Hole Rail (Pair)
HWMPCLIP	Power Bar Clip
HWMSLOCK	Front door lock (Keyed differently)
GRDKIT02	Ground Kit
DNFK1AC120	Single (1) Fan kit with grills & cord
DNFK2AC120	Dual (2) Fan kit with grills & cord

Technical references and CAD downloads available at [www.hammondmfg.com](http://www.hammondmfg.com)

All dimensions in inches unless specified otherwise

Quality Products. Service Excellence.